

Centralized Radio Tuning for Flight Deck Upgrades
High-Res, Color LCD Display

RCU

Radio Control Unit

Approved for Fixed Wing and Helicopter Installations
Up to Six FMS Suggested Frequencies/Identifiers
18 Pilot-Selectable Preset Frequencies



Add Sophistication and Flexibility to Aircraft Radio Control and Tuning Operations

Universal Avionics' Radio Control Unit (RCU) provides a centralized, easy-to-use control interface, with radio tuning and mode control function. Consolidating multiple radio control heads into a single, advanced controller provides savings in space and weight, while increasing efficiency and adding sophisticated radio tuning capabilities to your flight deck.

Bezel-mounted controls provide quick and simple tuning of manual, pre-stored, standby, previous, next, and suggested frequencies/ identifiers. Eighteen pilot-selectable preset frequencies can be accommodated for NAV, COM and ADF radios. Conveniently tune any onside or offside COM, NAV and ADF radios as needed. The RCU also includes a unique guarded-keyed emergency function which automatically sets the preset frequencies for the COM radio and transponder to 121.500 MHz and Code 7700 respectively. The option to enter an eight or ten character flight ID is available.

The RCU seamlessly integrates with Universal Avionics' Flight Management Systems (FMS), or can be integrated into your flight deck as a stand-alone

radio tuning device. When interfaced to the FMS, the FMS functions as a backup tuning source, and provides the RCU with up to six suggested frequencies based on the active flight plan (VHF COM, NAV and ADF radios), reducing pilot workload.

The RCU features a high-resolution, color LCD display. An LED backlighting feature adds higher reliability and lower power consumption, reducing heat in the cockpit.

To support special missions operators, a Night Vision Goggle (NVG)-compatible variant is also available.

UNIVERSAL™ AVIONICS
an **Elbit Systems** Company

Radio Interfaces

- VHF Comm (CSDB or ARINC 429)
- VHF NAV (CSDB or ARINC 429)
- DME (CSDB or ARINC 429)
- ADF (CSDB or ARINC 429)
- Transponder (CSDB or ARINC 429)
- TCAS (ARINC 429)
- HF (ARINC 429)
- TACAN (ARINC 429)

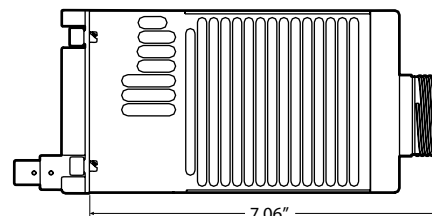
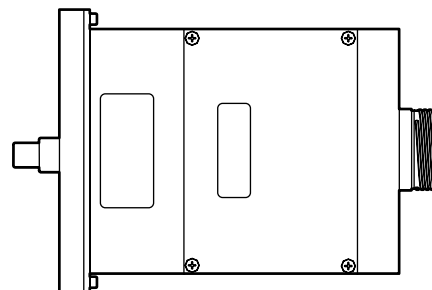
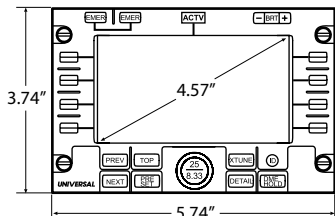
Specifications

Hardware

Bezel Size: 3.74 in. H x 5.74 in. W
Depth: 7.06 in. (back of bezel to rear of connector)
Weight: 5.1 lbs.
Mounting: Dzus
Faceplate Color: Gray or Black
Display: Active Matrix Color LCD
Display Size: 2.12 in. H x 4.05 in. W | 4.57 in. Diagonal
Viewing Angle: +60/-60 deg. Horizontal, +35/-10 deg. Vertical
Resolution: 264 x 504 Pixels, 124.5 color groups per inch (CGPI)
Night Vision: Model available

Bezel Controls

Frequency Tuning Selector Knob (8.33 kHz and 25 kHz frequency spacing selection)
8 Line select keys
Active
Previous
Next
Top
PreSet
Cross Tune
DME Hold
Detail
Ident
Bright/Dim
Emergency (Guarded keys automatically load presets for COMM to 121.500 and Transponder to Code 7700)



Inputs/Outputs

ARINC 429
CSDB
Discretes

Cooling

Integral fans; cold wall construction

Power

Primary Input: 28 VDC standard
Lighting: 5V or 28V
Consumption: 36 Watts

FAA TSO/ETSO

C113 Airborne Multipurpose Displays

RTCA Documents

Hardware: DO-160D
Software: DO-178B, Level C

UNIVERSAL™ AVIONICS
an **Elbit Systems** Company

📍 3260 E. Universal Way, Tucson, AZ 85756 USA
📞 +1 520 295 2300 / 800 321 5253
🌐 info@uasc.com
✉ uasc.com

Features and capabilities are representative of systems at time of printing.
Please contact your Universal Avionics sales representative for the latest system enhancements.
Specifications contained herein are subject to change without notice.